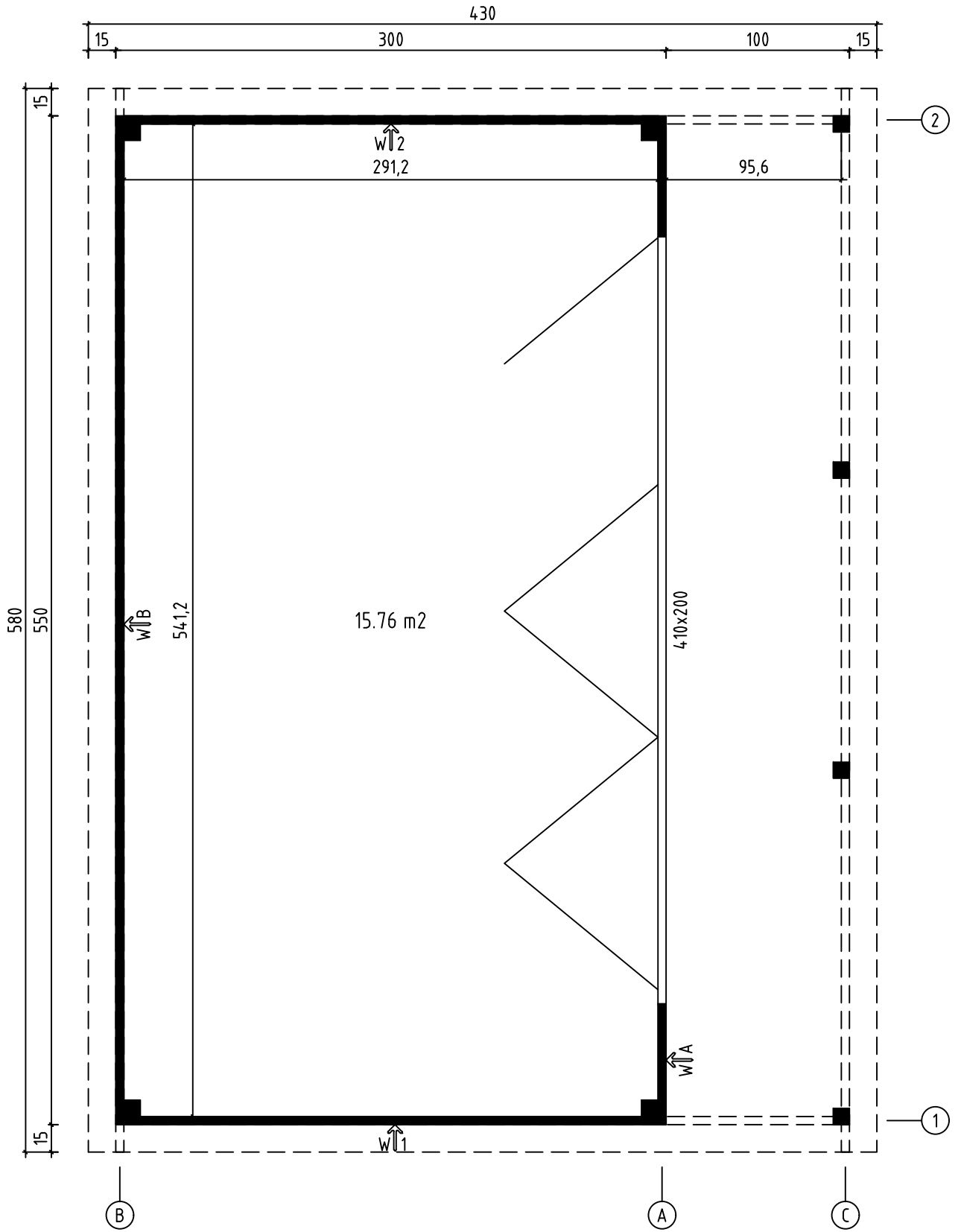


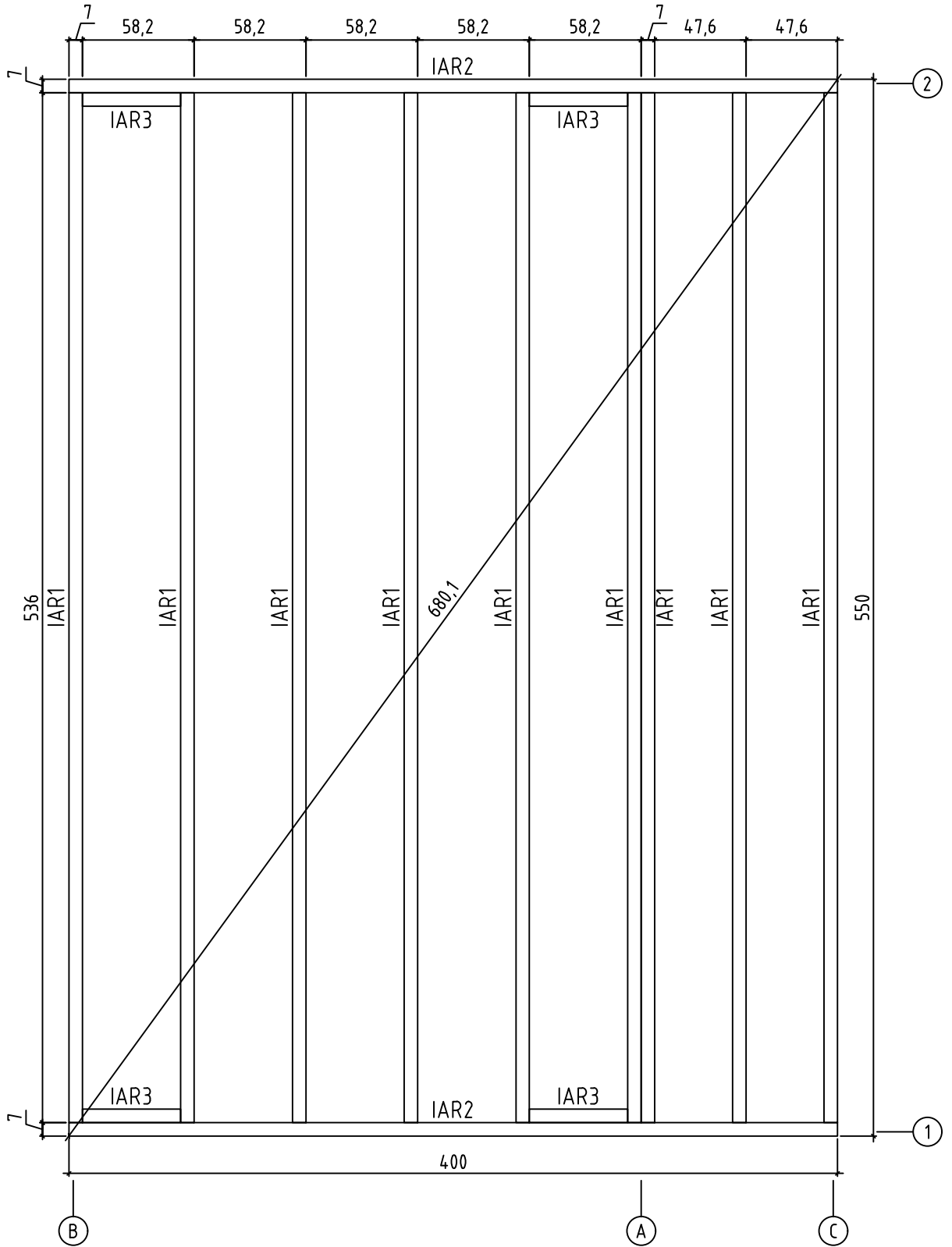
*Liverpool 2*  
*Art. Nr.4428244*




GROUNDPLAN - GRUNDPLAN - PLAN DE MASSE




FOUNDATION - FUNDAMENT - FONDATION



FLOOR BOARDS - FUSSBODENBRETTER - LAME DE PLANCHER  
TERRACE BOARDS - TERRASSENBRETTER - PLANCHER DE TERRASSE

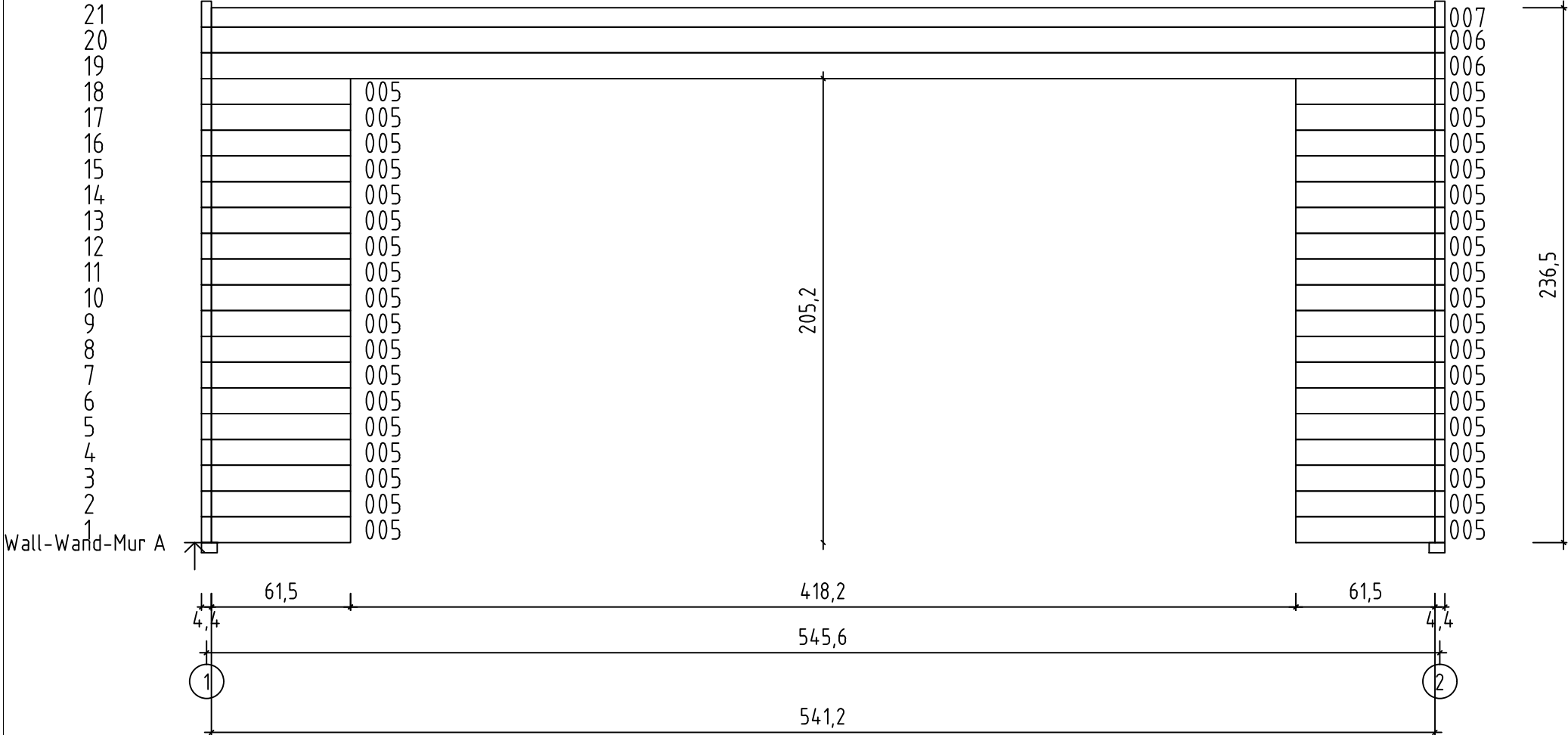


4428244 - Liverpool 2



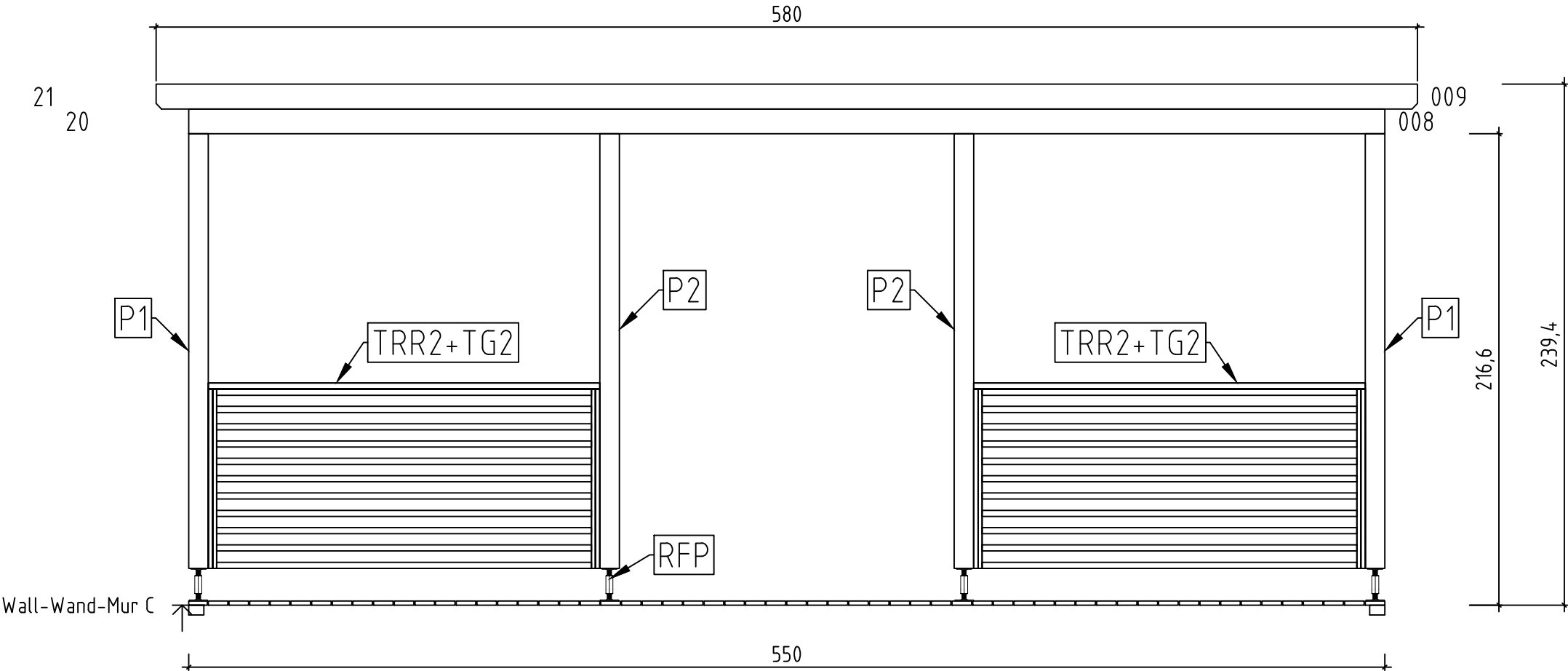


4428244 - Liverpool 2

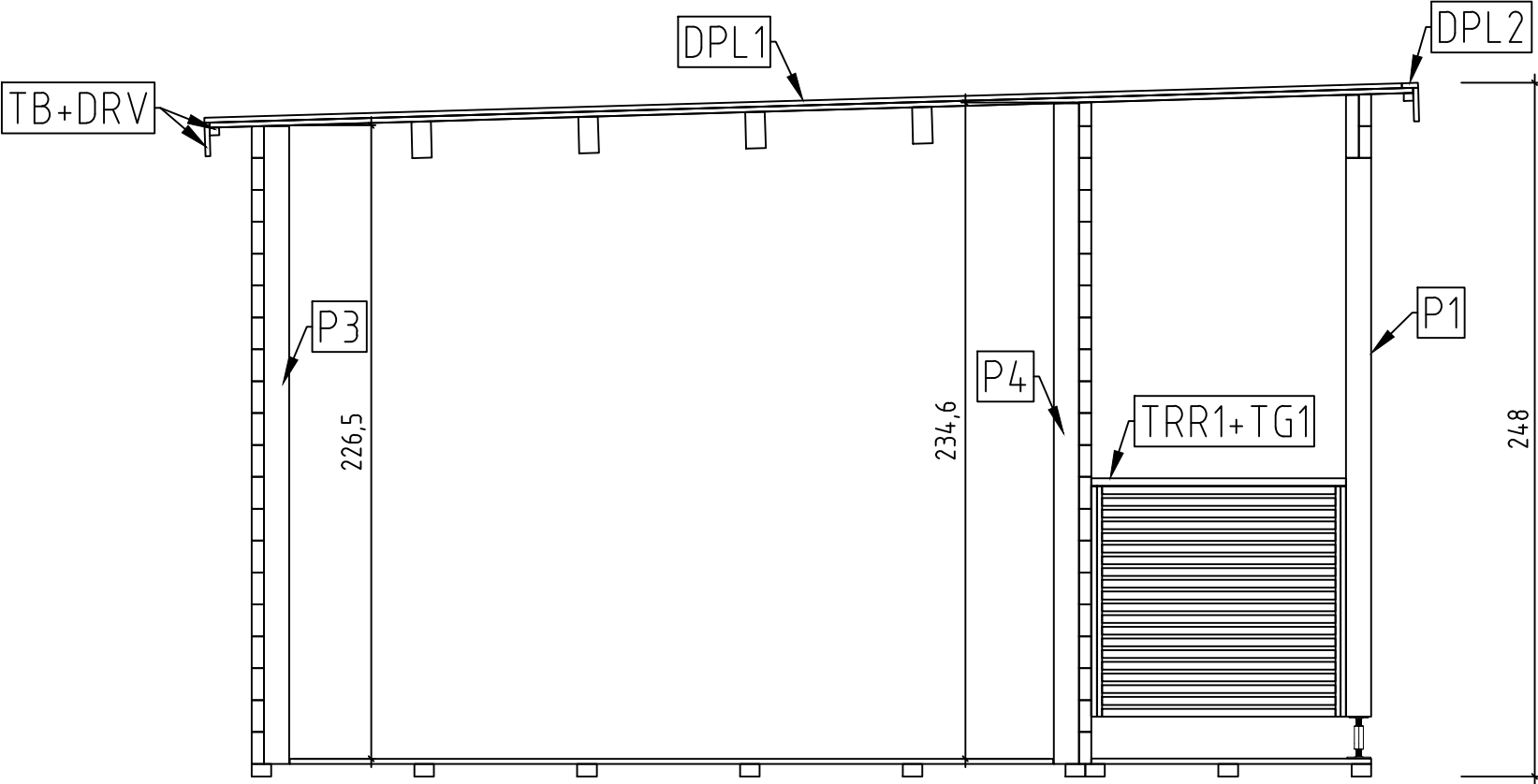








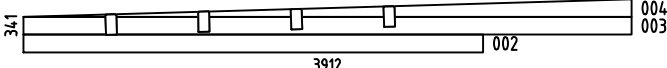
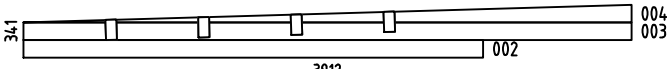



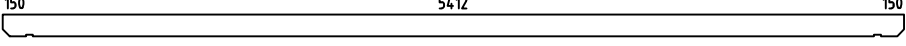

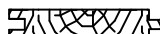




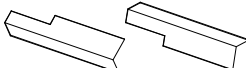












4428244 - Liverpool 2



Pos	4428244 - Liverpool 2 Piece list - Stückliste - Liste des pieces	Q.	P (mm)	L (mm)
001		36	44x114	2956
005		36	44x114	615
006		2	44x114	5412
007		1	44x85	5412
008		20	44x114	5500
009		2	44x114	5800
W1-1		1		
W2-1		1		
IAR1	FOUNDATION - FUNDAMENT - FONDATION 	9	70x45	5360
IAR2	FOUNDATION - FUNDAMENT - FONDATION 	2	70x45	4000
IAR3	FOUNDATION - FUNDAMENT - FONDATION 	4	70x45	512
A-PR1	ROOF BEAM - DACHBALKEN - PANNE DE TOIT 150 5412 150 	4	70x140	5800
FB-1	FLOOR BOARDS - FUSSBODENBRETTER - LAME DE PLANCHER 	61	90x18	2908
RB-1	ROOF BOARDS - DACHBRETTER - VOLIGES 	65	90x18	4302
SV-1	TERRACE BOARDS - TERRASSENBRETTER - PLANCHER DE TERRASSE 	58	90x19	1000
FL-1	FLOOR FILLET-FUSSBODENLEISTE - CORNIERE DE FINITION DU PLANCHER 		18x18	17 m.
AL-1	AL. CORNER - ALU ECKPROGIL - COIN EN ALUMINIUM 	2	80x80	225
AL-2	AL. CORNER - ALU ECKPROGIL - COIN EN ALUMINIUM 	2	80x80	2276
AL-3	AL. CORNER - ALU ECKPROGIL - COIN EN ALUMINIUM 	2	80x80	2360
DPL1	ROOFING FELT FILLET - DACHPAPPENLEISTE - BAGUETTE DE FIXATION DU FEUTRE BITUMEUX 	2	18x58	4280
DPL2	ROOFING FELT FILLET - DACHPAPPENLEISTE - BAGUETTE DE FIXATION DU FEUTRE BITUMEUX 	1	18x58	5836
LPL	FIXING FILLET - FIXIRUNGSLEISTE - PROFIL DE FIXATION 	2	18x44	2018
LPL	FIXING FILLET - FIXIRUNGSLEISTE - PROFIL DE FIXATION 	1	18x44	4100
P1	POST - PFOSTEN - POTEAU 	2	90x90	2222
P2	POST - PFOSTEN - POTEAU 	2	90x90	2222

Pos	4428244 - Liverpool 2 Piece list - Stückliste - Liste des pieces		Q.	P (mm)	L (mm)
P3	POST - PFOSTEN - POTEAU		2	90x90	2280
P4	POST - PFOSTEN - POTEAU		2	90x90	2360
TB	EAVES BOARD - TRAUFBRETT - BANDEAU DE TOIT		2	18x120	5836
DRV	ROOF EDGE REINFORCEMENT - DACHRANDVERSTÄRKUNG - CORNIERE DE RENFORT DE BORD DE TOIT		2	28x34	5800
TBE12	FIXING FILLET - FIXIRUNGSLEISTE - PROFIL DE FIXATION		2	18x44	2018
TG1	GUARD-RAIL FOR TERRACE - TERRASSEN GELÄNDER - MAIN COURANTE DE TERRASSE		2	28x120	910
TG2	GUARD-RAIL FOR TERRACE - TERRASSEN GELÄNDER - MAIN COURANTE DE TERRASSE		2	28x120	1800
GL	GABLE MOULDING - GIEBELLEISTE - PLANCHE DE RIVE		2	18x120	4302
HS83	SCREW FOR FIXING FILLET - SCHRAUBEN FÜR FIXIRUNGSLEISTE - VIS POUR PROFIL DE FIXATION		20	3.5x50	
HS16	SCREW FOR GABLE MOULDING - SCHRAUBEN FÜR GIEBELLEISTE - VIS DE FIXATION POUR PLANCHE DE RIVE		24	3.5x50	
HS29	SCREW FOR AL. CORNER - SCHRAUBE FÜR BEFESTIGUNG DES ECKPROFILS - VIS POUR COIN EN ALUMINIUM		48	4.2x25	
HS57	SCREW FOR FIXING TERRACE RAILING - SCHRAUBE FÜR TERRASSE - VIS DE FIXATION DE GARDE-CORPS DE TERRASSE		32	4.5x80	
HS32	SCREW FOR EAVES BOARDS - SCHRAUBEN FÜR TRAUFBRETT - VIS DE FIXATION POUR BANDEAU DE TOIT		26	4x40	
HS26	SCREW FOR ROOF EDGE REINFORCEMENT - SCHRAUBEN FÜR DACHRANDVERSTÄRKUNG - VIS POUR RENFORT DE BORD DE TOIT		26	4x40	
HS53	SCREW FOR FIXING FILLET - SCHRAUBEN FÜR FIXIRUNGSLEISTE - VIS POUR PROFIL DE FIXATION		36	4x40	
HS30	SCREW FOR TERRACE REAR BOARDS - SCHRAUBEN FÜR TERRASSEN RAND - VIS DE FIXATION POUR MAIN COURANTE DE TERRASSE		18	4x60	
HS39	SCREW FOR FUNDAMENT - SCHRAUBEN ZUR BEFESTIGUNG FUNDAMENT - VIS POUR FONDATION		29	5x120	
HS43	SCREW FOR ROOF BEAMS - SCHRAUBEN FÜR DACHBALKEN - VIS POUR PANNE DE TOIT		8	5x120	
HS80	SCREW FOR WALL DETAILS - SCHRAUBE FÜR WAND DETAILS - VIS POUR MUR DETAILS		354	5x80	
HS40	SCREW FOR 1. WALL BEAM - SCHRAUBE FÜR 1. BOHLENREIHE - VIS DE FIXATION DES FONDATIONS		15	6x150	
HS15	SCREW FOR WALL DETAILS - SCHRAUBE FÜR WAND DETAILS - VIS POUR MUR DETAILS		252	6x180	
HS49	SCREW FOR POST HEIGHT ADJUSTMENT - SCHRAUBEN FÜR REGULIERUNGSSCHRAUBE FÜR PFOSTEN - VIS DE FIXATION DE SUPPORT RÉGLABLE DE POTEAU		32	6x50	
MS	SCREW FOR DOORSTEP - SCHRAUBEN FÜR TÜRSCHWELLE - VIS DE FIXATION DU SEUIL DE PORTE		5	4.5x65	
NF3	SCREW FOR TERRACE BOARD - SCHRAUBEN FÜR TERRASSEN BRETT - VIS POUR LAME DE SEUIL D'ENTREE DE TERRASSE		348	4.2x55	
SH44	HAMMER BLOCK - SCHLAGHOLZ - CALLE DE FRAPPE		2		



